

COMPANY'S CLIENTS IN EUROPE AND ASIA



LARGE SCALE PLASTIC GOODS

Products & Solutions



COMPANY INFORMATION AND OUR EXPERIENCE

- The company was established in 2005;
- **ROTONS Ltd.** turnover in 2020 was **3,3 M EUR** including **1,8 M EUR** of export products;
- The company has approx. 3000 m² of production area and 35 employees
- **ISO 9001** quality management was introduced in 2013;
- In 2011 and 2015 the company was awarded in the nomination "Import Substitute Product" and "Export and Innovation Award 2015" of the **LIAA** (Investment and Development Agency of Latvia) competition



COMPANY INFORMATION AND OUR EXPERIENCE

- Work on the development of the **company's infrastructure** continues as we started the installation of **60 kW** solar power unit on the roof of new production hangar in June 2021
- **ROTONS Ltd.** purposefully develops and expands **exports**, regularly participates in the **IFAT** exhibition in Munich, as well as uses **"green"** technologies at the production plant





COMPANY INFORMATION AND OUR PRODUCTION

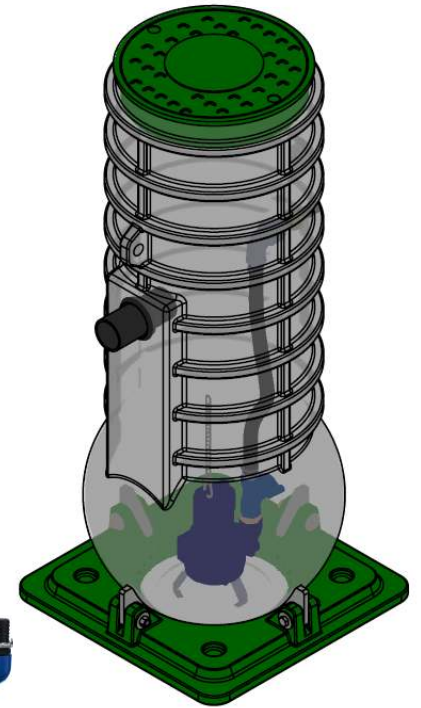
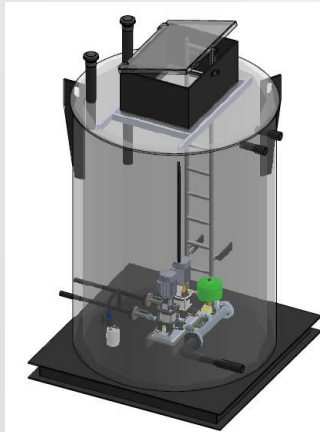
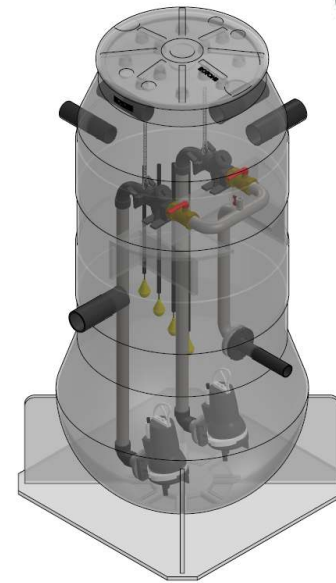
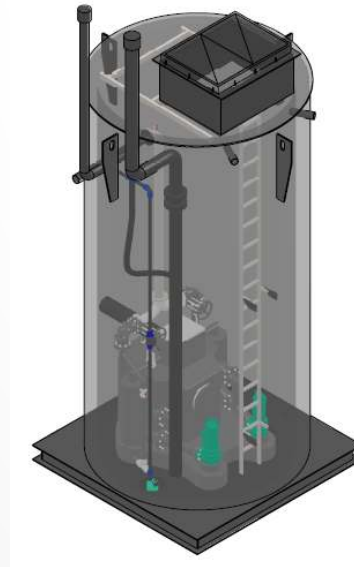
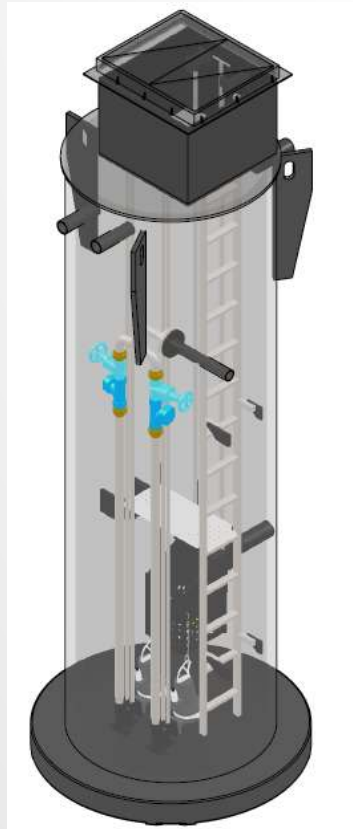
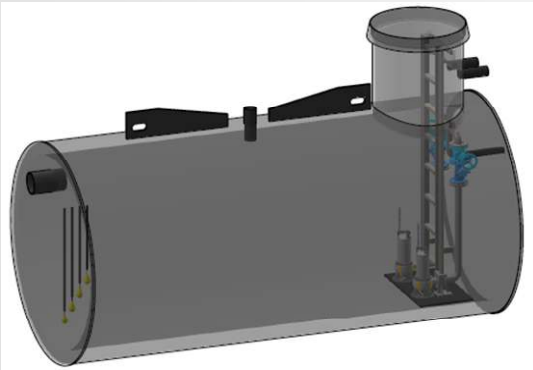
- **ROTONS Ltd.** produces bulky plastic goods using two types of technology:
 - **Rotational moulding** (used for the serial production);
 - **Welding with extruders** (used for production of non-standard parts)
- Our company fulfils **individual** tailor-made orders and offers **ready-made/serial** products:
 - Prefabricated **pumping stations, reservoirs** and **septic tanks**;
 - **Wells** for flow meters, valves, boreholes and individual water meters;
 - **SBR** wastewater treatment systems with CE certificate;
 - Bulky & smaller plastic products: tanks, grease separators, sand traps, pallets, barriers, flower pots, pontoons etc.



GENERAL PRODUCT INFORMATION



PREFABRICATED PUMPING STATIONS



PREFABRICATED PUMPING STATIONS

Advanced Solution

- **Advantages** of the solution:
 - HDPE double-wall **durable housing**;
 - **Special baseplate with integrated concrete layer**;
 - Aesthetic **aluminium lid** or cast iron cover (fixed or floating);
 - Thermal insulation of the housing is not necessary;
 - All parts are made of **corrosion resistant materials**;
 - Manufacture and welding are performed by certified personnel;
 - **Coarse fraction separation basket** as an option;
 - **Knife gate valve** (HDPE/AISI 304) on the inlet pipe as an option;
 - **Service platform** is made of non-slip GRP grid
- **Benefits** of the solution:
 - Short installation time of the WWPS on site;
 - Requires no additional concrete base plate installation;
 - Durable polyethylene housing is **impact** and **stress resistant**;
 - **10 year warranty** of the housing (Uponor Weholite);
 - **Long-term investment** with Declaration of Performance & technical documentation in English provided



Unique baseplate with integrated reinforced concrete

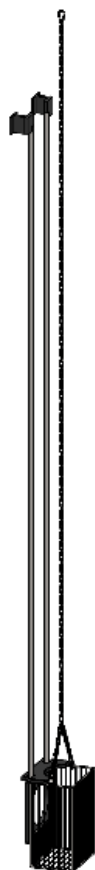
PREFABRICATED PUMPING STATIONS



Flanged gate valves (HAWLE or TECOFI) – cast iron



Non-return valves (HAWLE or TECOFI) – cast iron



Screening basket on guide pipes – HDPE or AISI304



Knife gate valves – HDPE/AISI304

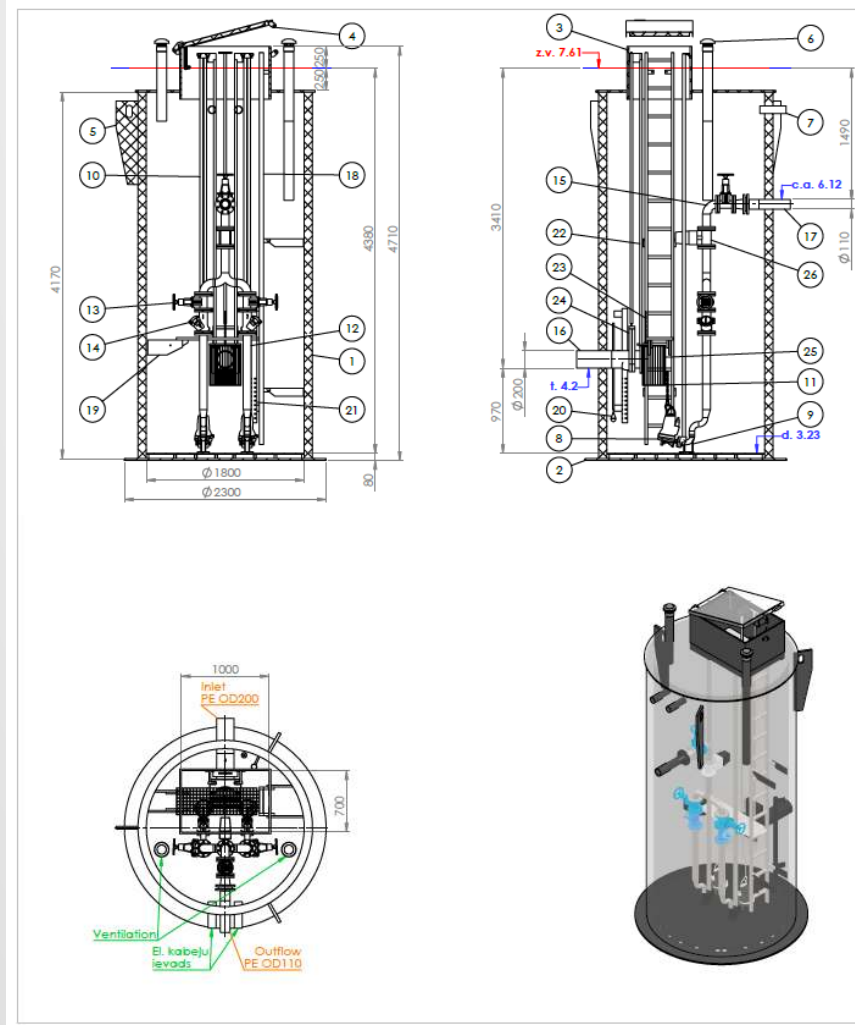


Internal piping – AISI304 or AISI316



Lid with insulation - Aluminium

PREFABRICATED PUMPING STATIONS



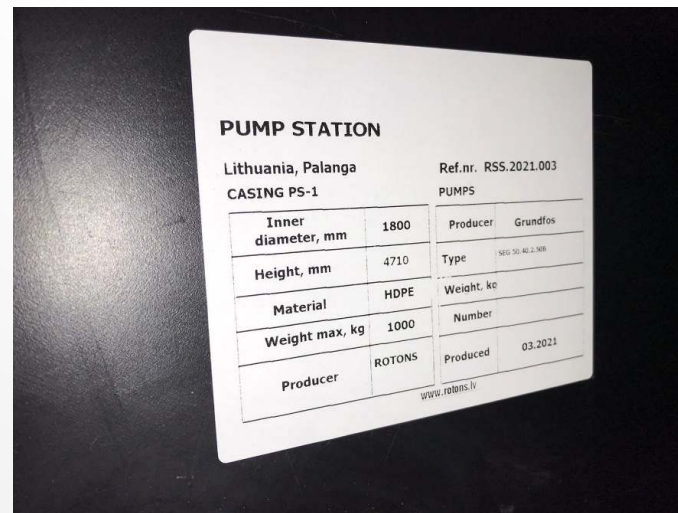
SPECIFICATIONS					
POS.	DESCRIPTION	SIZE	MATERIALS	QTY.	NOTES
1	Double-wall housing	ID1800	HDPE pipe SN4	1	
2	Sump base with steel frame		HDPE / AISI304	1	
3	Service manhole	1000x700	HDPE	1	
4	Lockable hatch with heat insulation	1000x700	Aluminum / Polystyrene foam	1	
5	Lifting lug		HDPE	3	
6	Ventilation pipe	OD110	HDPE / PVC-U	2	
7	Electrical cable input	OD90	PE100	2	
8	Pump SEG 50.40.2.50B	DN50		2	GRUNDFOS
9	Pump suspension unit	DN50, Rp2"	Cast iron	2	GRUNDFOS
10	Pump guide pipe	DN25	AISI 304	4	
11	Pump lifting chain		AISI316	2	
12	Internal piping	DN50 / DN80 / DN100	AISI 304	1	
13	Flanged valve	DN80	Cast iron	3	HAWLE or equivalent
14	Ball check valve flanged	DN80	Cast iron	2	TECOFI or equivalent
15	Air release tap for manometer	G 1/2"	AISI304	1	
16	Inlet pipe	OD200	PE100	1	
17	Outflow pipe	OD110	PE100	1	
18	Ladder with anti-slip coating		AISI 304	1	
19	Service platform with anti-slip coating		AISI304 / HDPE	1	
20	Pipe for float switch installation	OD20	PP-R	1	
21	Hydrostatic level sensor and mounting pipe	OD63		1	
22	Basket guide pipe	DN20	AISI 304	2	
23	Basket lifting chain		AISI316	1	
24	Gate valve	OD200 (DN200)	HDPE / AISI 304	1	
25	Screening basket		AISI 304	1	
26	Electromagnetic flow sensor	DN80		1	SIEMENS



**SAMPLE
DRAWING**

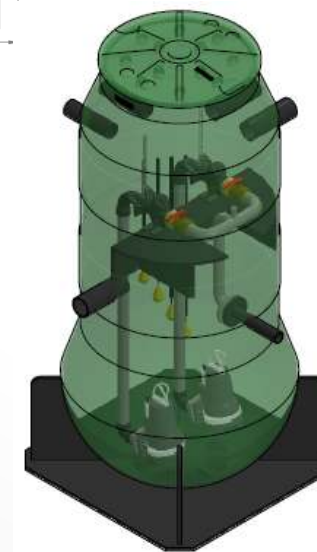
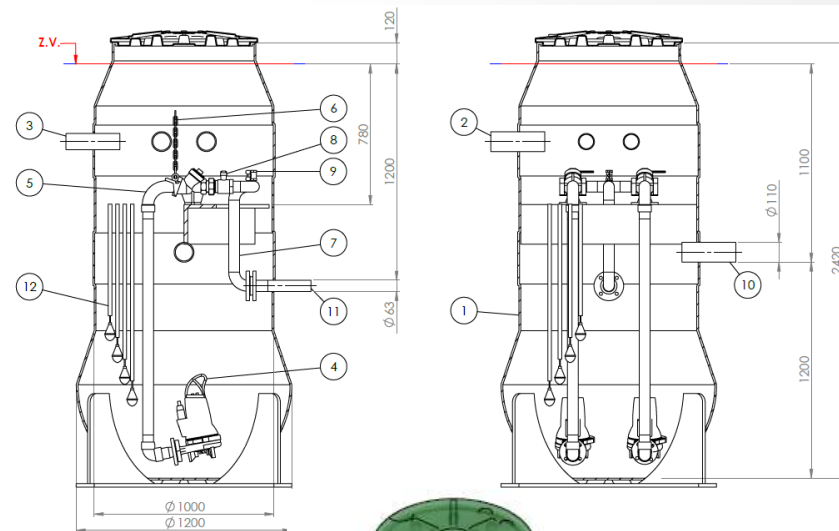
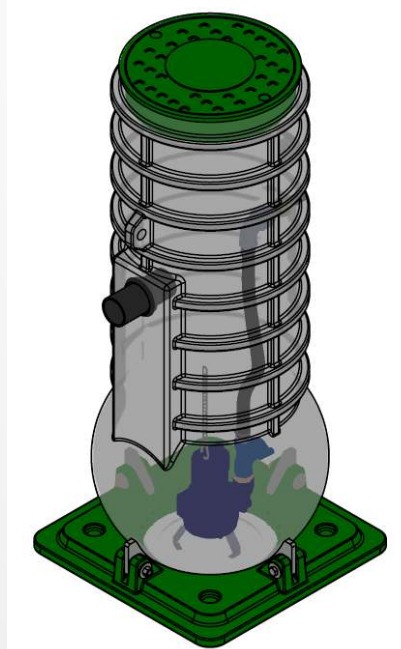
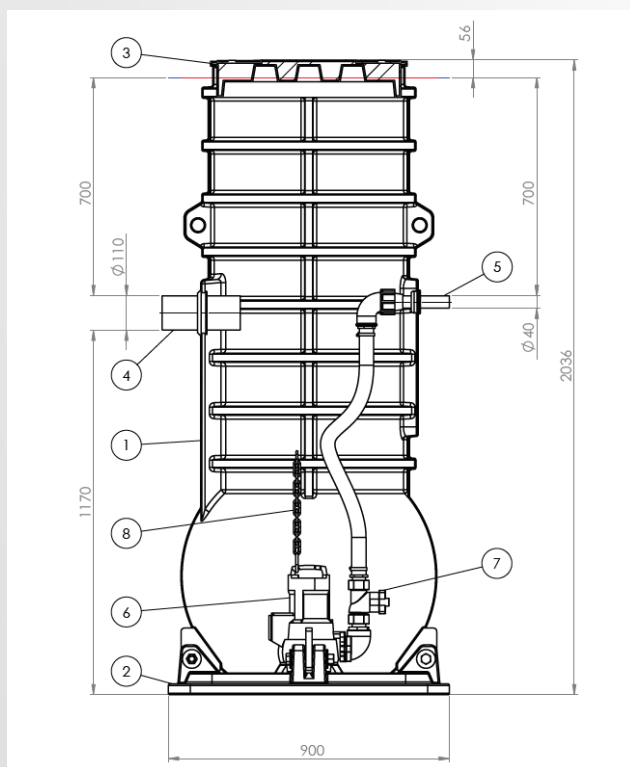
RSS.2021.003
 Stage Weight Scale
 1:30
 Page 1 Pages 1
ROTONS
 IELGABARĪTA PLASTMASAS ĪSTRĀDĀJUMI
 www.rotons.lv

PREFABRICATED PUMPING STATIONS



PREFABRICATED PUMPING STATIONS

Economical Solution




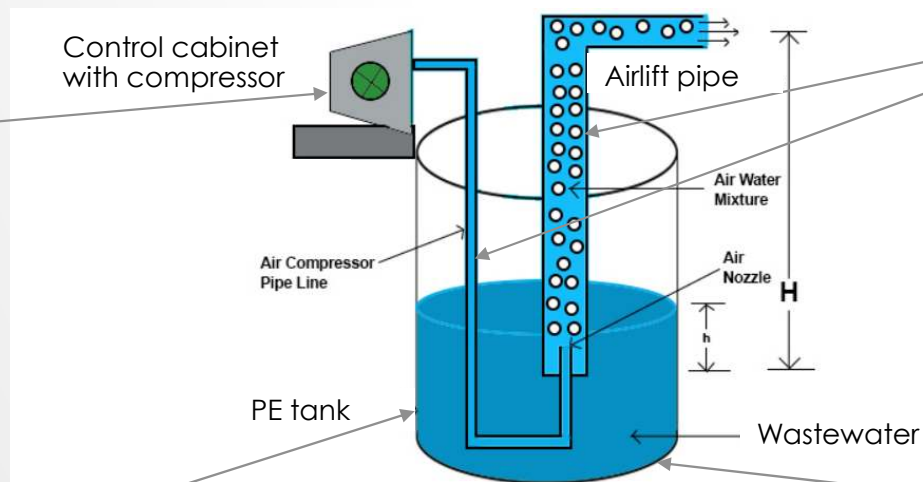
WASTEWATER TREATMENT SYSTEM SBR

- **Advantages** of the Rotons **SBR** solution:
 - **Modular** design, **high quality** materials & **German** technology up to 60 PE;
 - High purification grade – **90...98%** of BSP_5 , suspended solids, phosphorus & nitrogen removal;
 - Minimal electricity consumption (for example **0.4 kWh** using 4 PE unit);
 - No electrical pumps & no mechanical parts in the wastewater;
 - Sludge removal is necessary only once in a 5 year period;
 - SBR system is designed as double chamber **compact** horizontal PE tank and is **CE certified**;
 - **Hydrostatic** measurement, **magnetic** valve control & **compressed air** supply for **airlift** unit



WASTEWATER TREATMENT SYSTEM SBR

Operating principle



Different Symbols in the diagram:

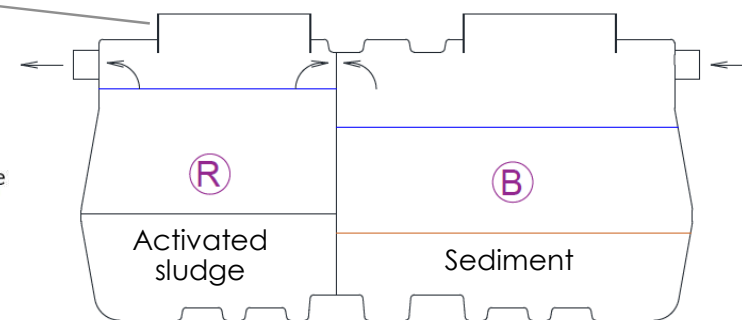
h – distance between the nozzle tip and static water level.

H – distance between the nozzle tip and center point of the end of the delivery pipe where the water gets discharged.

H - h (difference of H and h) – Useful Liftnull

R – Reactor

B – Buffer zone



WASTEWATER TREATMENT SYSTEM **SBR**

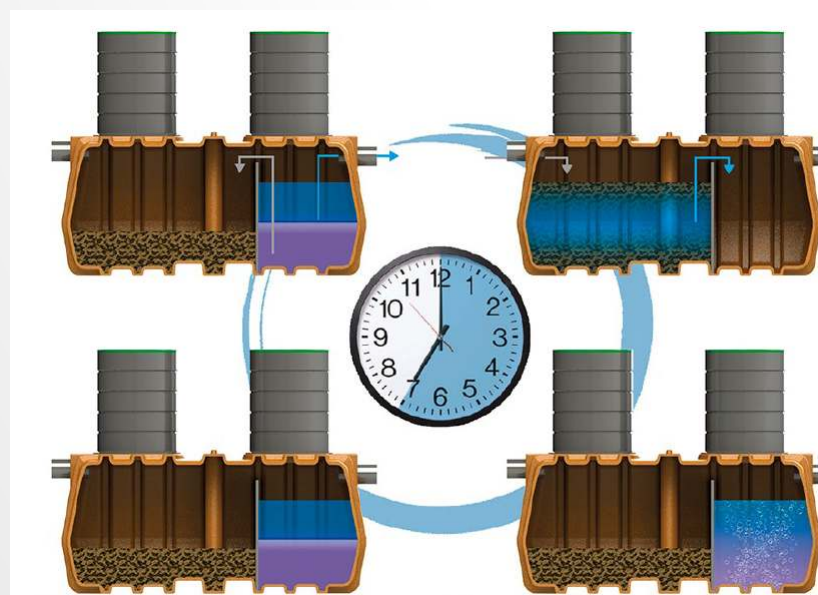
Process description

4. Clear water removal phase

Clear water is removed and excess sludge is returned back to the primary treatment tank, then the new cycle begins

3. Sedimentation phase

Sludge sedimentation is in process while clear water stays on top of the tank



1. Loading phase

Wastewater flows into SBR reactor from primary treatment tank with automatically controlled intervals

2. Processing phase

Wastewater is circulating and air is injected while bacteria stays properly fed with oxygen

thank you

ROTONS
LIELGABARĪTA PLASTMASAS IZSTRĀDĀJUMI

© Pavels Druzilovskis

® Rotons Ltd. 2021